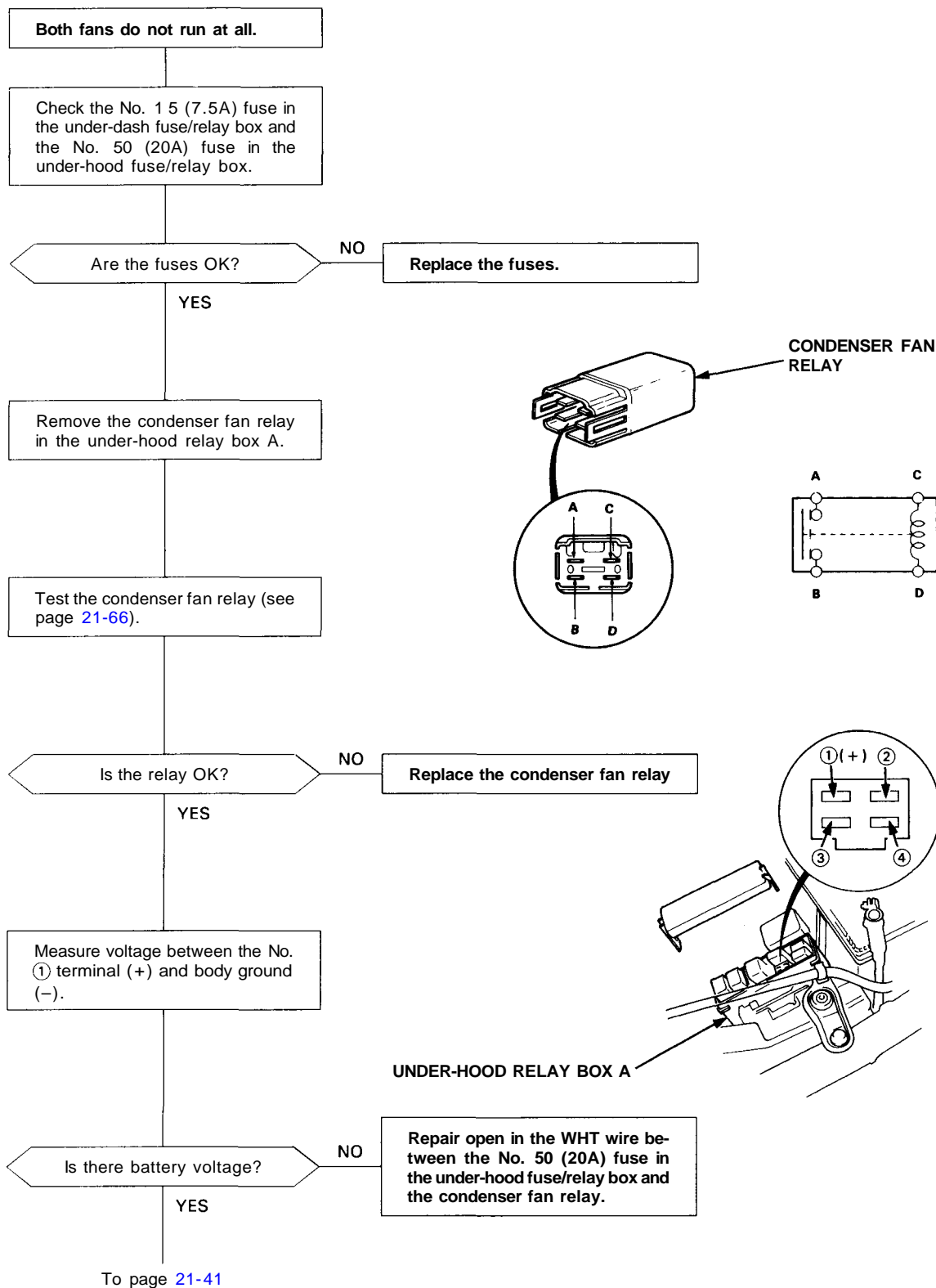
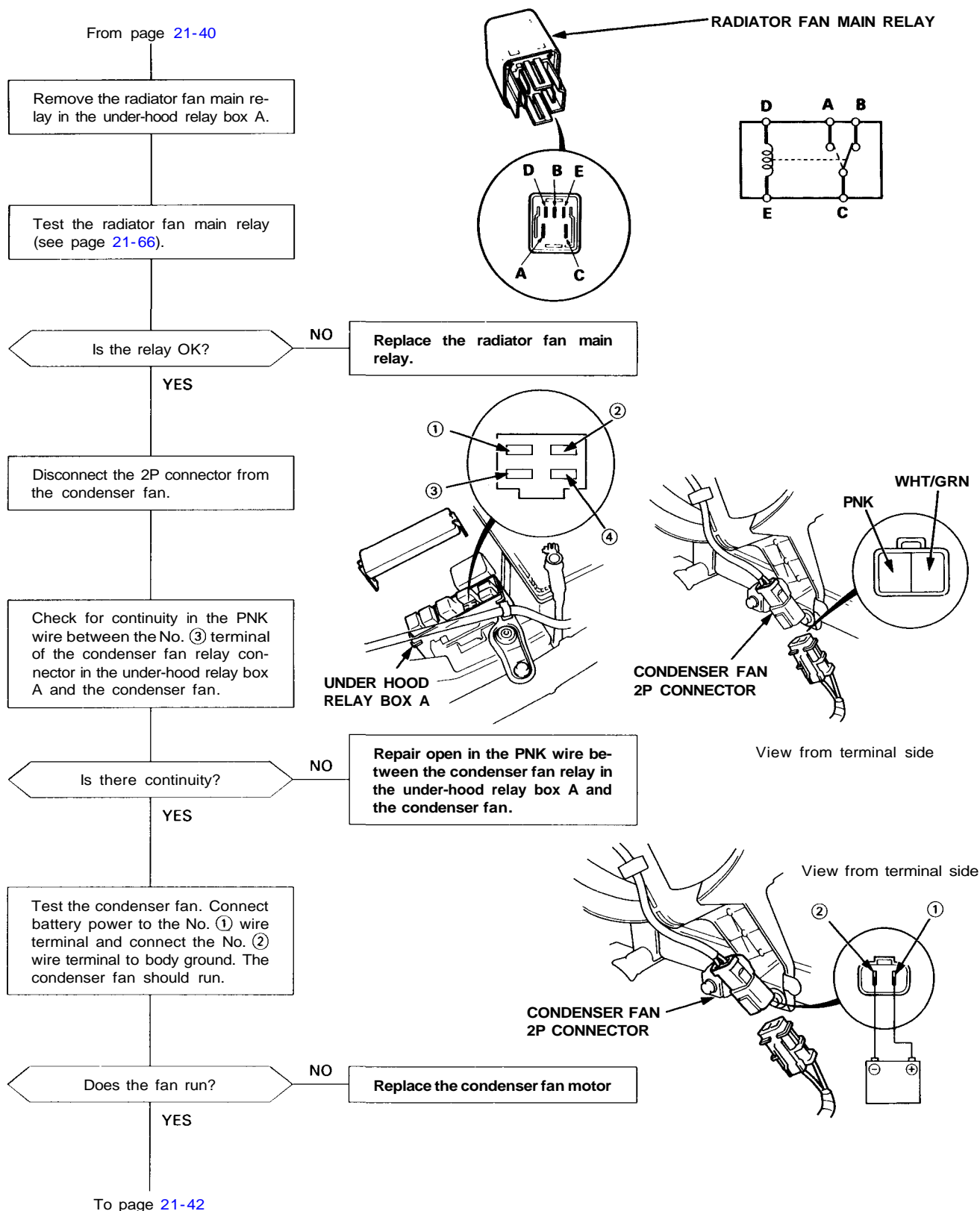


# Troubleshooting

## Flowchart — Both Fans





(cont'd)

# Troubleshooting

## Flowchart — Both Fans (cont'd)

Form page 21-41

Check for continuity in the WHT/GRN wire between the No. ② terminal of the radiator fan main relay connector in the under-hood relay box A and the condenser fan.

Is there continuity?

NO

Repair open in the WHT/GRN wire between the radiator fan main relay in the under-hood relay box A and the condenser fan.

YES

Disconnect the 2P connector from the radiator fan.

Check for continuity in the WHT/BLU wire between the No. ④ terminal and the radiator fan.

Is there continuity?

NO

Repair open in the WHT/BLU wire between the radiator fan main relay in the under-hood relay box A and the radiator fan.

YES

Test the radiator fan. Connect battery power to the No. ① wire terminal and the No. ② wire terminal to body ground. The radiator fan should run.

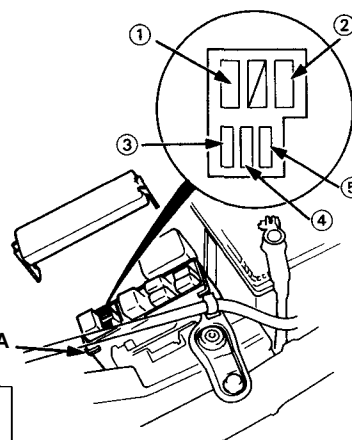
Does the fan run?

NO

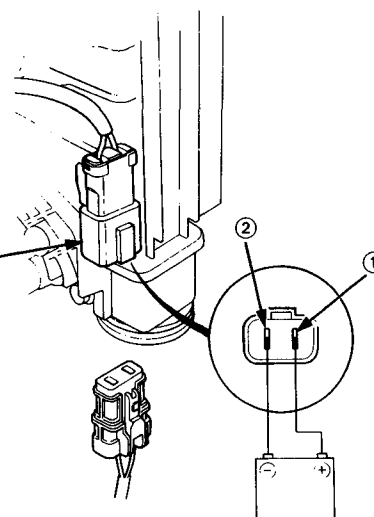
Replace the radiator fan motor.

YES

To page 21-43



RADIATOR FAN 2P CONNECTOR



View from terminal side



From page 21-42

Check for continuity in the BLK wire between the radiator fan and body ground.

Is there continuity?

NO

Check for an open in the BLK wire between the radiator fan and body ground. If the wire is OK, check for a poor ground at G152.

YES

Disconnect the 8P connector from the radiator fan control module.

Check for the continuity in the BLK wire between the radiator fan control module and body ground.

Is there continuity?

NO

Check for an open in the BLK wire between the radiator fan control module and body ground. If the wire is OK, check for a poor ground at G301, G302 and G303.

YES

Measure voltage between the YEL/BLU wire terminal (+) and body ground (-).

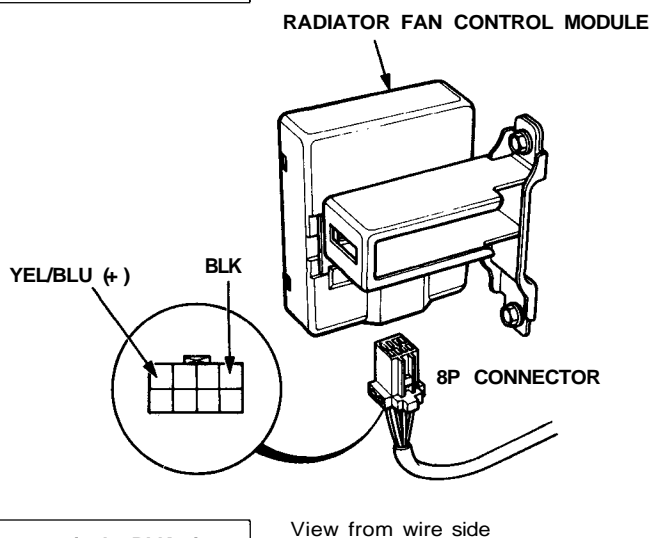
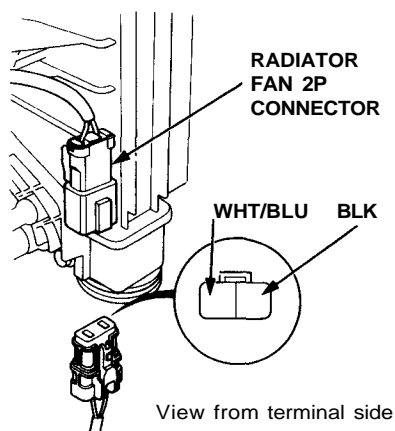
Is there battery voltage?

NO

Repair open in the YEL/BLU wire between the No. 15 (7.5A) fuse in the under-hood relay box A and the radiator fan control module.

YES

To page 21-44



(cont'd)

# Troubleshooting

## Flowchart — Both Fans (cont'd)

From page 21-43

Check for continuity in the BLU/RED wire between the radiator fan control module and body ground.

Is there continuity?

YES

Repair short in the BLU/RED wire between the radiator fan control module and the condenser fan relay in the under-hood relay box A.

NO

Using jumper wire connect the No. (4) terminal of the condenser fan relay connector in the under-hood relay box A to body ground.

Check for continuity in the BLU/RED wire between the radiator fan control module and body ground.

Is there continuity?

NO

Repair open in the BLU/RED wire between the radiator fan control module and the condenser fan relay in the under-hood relay box A.

YES

Check for continuity in the wire between the No. (2) terminal of the condenser fan relay connector in the under-hood relay box A and the radiator fan control module.

Is there continuity?

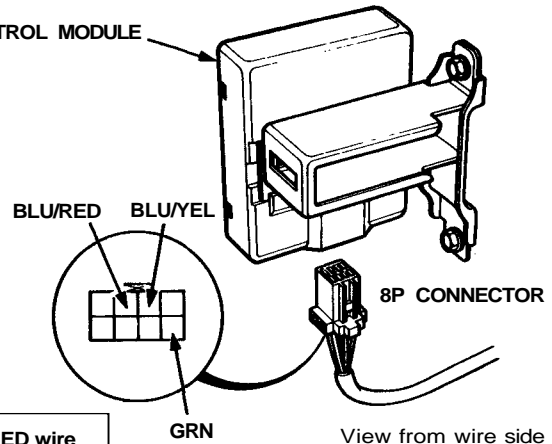
NO

Repair open in the GRN wire between the condenser fan relay in the under-hood relay box A and the radiator fan control module.

YES

To page 21-45

RADIATOR FAN CONTROL MODULE



UNDER HOOD RELAY BOX A

